

APPLICATIONS



HORIZONTAL



VERTICAL



SOFTCHECK™



TARGET VALUES



MEMORY MANAGER



No wrong turns with the Fixturlaser GO Pro

What is so special with the Fixturlaser GO Pro, except for the wireless measurement units, the animated graphic user interface, the color screen, etc? Well, we think that the adaptive user interface, combined with the function compound moves, makes it really special, actually unique since no other laser based alignment tool in the market has this feature.

Adaptive User Interface

When all measurements have been registered, the Fixturlaser GO Pro will recommend you how to proceed depending on the measurement result. First the alignment tool will recommend you to save the measurement result, regardless of the result. Then, if the machine is within tolerance, the Fixturlaser GO Pro will recommend you to exit the measurement.

Compound Moves NEW!

If the machine is misaligned, however, you will be recommended to go to a shims result view, i.e. the Fixturlaser GO Pro calculates how much you need to remove or add shims in order to adjust the machine vertically.

When moving on to horizontal adjustment, the system goes live and will deliver real time values during the adjustment phase. No remeasurements in between adjustments are necessary, as you are never in doubt of the machine's true position. Hence, no wrong turns with the Fixturlaser GO Pro.

Power Management System

The Fixturlaser GO Pro has an exceptional power management system. It will automatically save all critical data if and when it goes into energy saving mode or the battery goes flat. It will automatically resume to where you left off, when you turn on the system again.

Measurement Technique and Accuracy

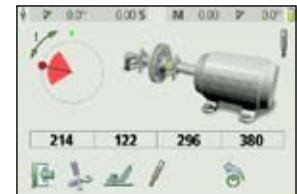
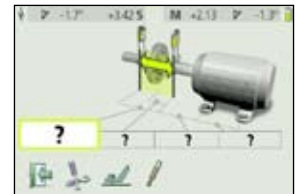
All Fixturlaser shaft alignment tools use two measurement units, i.e. two laser beams, and with the integrated innovative technology, 30 mm CCD sensors and line laser, we have virtually eliminated rough alignment. This is a benefit you would not enjoy with the measurement technique that uses only one laser beam. With such a technique, you would have to remeasure after each and every adjustment.

The measurement units also deliver extremely high measurement accuracy. Measurement readings are taken in three positions with a minimum of 45° shaft rotation between them. The user can sample up to 40 measurements in each position giving a total of 120 points for calculation of a possible machine misalignment. Also, the CCD sensors allow for digital signal quality control, further enhancing the measurement accuracy.


Tolerance Table

rpm	mm/100	mm
-2000	0.08	0.10
2000-3000	0.07	0.07
3000-4000	0.06	0.05
4000-6000	0.05	0.03
MY TOL	0.06	0.08

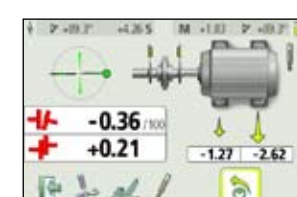
Measurement



Result



Compound Moves



FIXTURLASER GO Pro 1-0875

FIXTURLASER GO Pro - COMPLETE SYSTEM

Weight (incl. all standard parts): 6.8 kg (15 lbs)

Storage Temperature: -20 to 70°C (-4 to 158°F)

CASE

Material:	High Impact ABS Plastic
Sealing:	Dust, water (5m/16 feet), and air tight with air pressure compensation valve
Drop Test:	3 m (10 feet) on to concrete floor
Dimensions:	400 x 320 x 170 mm (15.7 x 12.6 x 6.7 inch)

DISPLAY UNIT

Housing material:	High impact ABS plastic and TPE rubber
Operating temperature:	-10 to 60°C (14 to 140°F)
Storage temperature:	-20 to 70°C (-4 to 158°F)
Relative humidity:	10 – 90%
Weight:	0.7 kg (1.54 lbs) with batteries
Dimensions:	205 mm x 116 mm x 56 mm (8.1 in x 4.6 in x 2.2 in)
Environmental protection:	IP 54
Flash storage memory:	500 MB
Display:	Color TFT-LCD backlight
Display size:	4" diagonal (84 x 56 mm)
Display resolution:	400 x 272 pixels
Color depth:	16 000 000 colors
Interface:	Membrane Switch Keyboard
Peripherals:	1 USB slave port
Wireless communication:	Class I Bluetooth transceiver with multi-drop capability
Power supply:	3 x 1.5V LR-14 (C) Alkaline batteries or 1.2V NiMH HR-14 Rechargeable Nickel Metal Hydride cells
Operating time:	30 hours typical use
LED indicator:	Green/Red

MEASURING UNITS

Housing Material:	Anodized aluminum and high impact ABS plastic over molded with TPE rubber
Operating Temp:	-10 to 60°C (14 to 140°F)
Relative Humidity:	10 – 90%
Weight:	186 g (6,6 oz)
Dimensions:	79 mm x 77 mm x 33 mm (3,1 in x 3,0 in x 1,3 in)
Environmental Protection:	IP 65
Laser:	650 nm class II diode laser
Laser Line Fan Angle:	6°
Laser Power:	< 1 mW
Measurement Distance:	Up to 10 m (33 feet)
Detector:	CCD
Detector Length:	30 mm (1,2 in)
Detector Resolution:	1 µm (0,04 mils)
Measurement Accuracy:	0,3% ± 7 µm (0,3% ± 0,27 mils)
Ambient Light Protection:	Optical filtering and sunlight signal suppression
Inclinometer Resolution:	0,1°
Inclinometer Accuracy:	±0,5°
LED Indicators:	Laser transmission and status indicators
Laser Safety:	See yellow label below

SHAFT BRACKETS

Fixture:	V-ixture for chain, width 20 mm (0,79 in)
Material:	Anodized aluminum
Shaft diameter:	Ø 20 – 175 mm (3/4 in – 6.9 in)
With extension chains	Ø 20 – 450 mm (3/4 in – 18 in)
Rods:	4 pcs 160 mm (6.3 in)

The Fixturlaser measurement units with the largest detector area, 30 mm!

Compact measurement units that are easy to handle during assembly and measuring.



TRUE POSITION SENSING

- BOTH SHAFTS' POSITIONS MONITORED SIMULTANEOUSLY
- COMPOUND MOVES = MEASURE ONCE, MOVE IN TWO DIRECTIONS
- LIVE MEASUREMENT VALUES DURING ADJUSTMENT



ALIGNMENT INTELLIGENCE

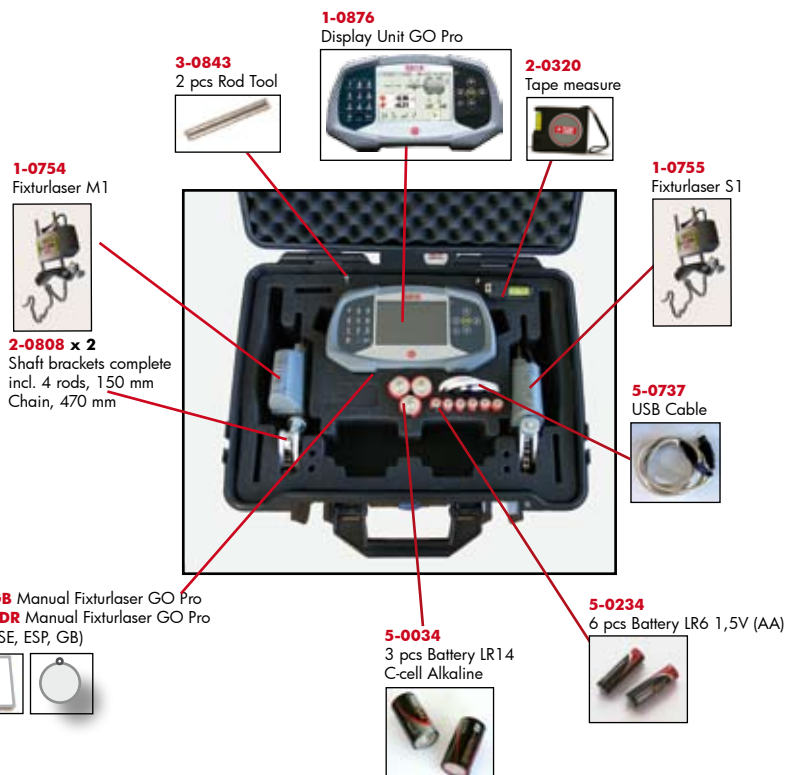
- 30 MM CCD DETECTOR + LINE LASER = VIRTUALLY ELIMINATE ROUGH ALIGNMENT
- DIGITAL SIGNAL QUALITY CONTROL → EDGE DETECTION, SIDE SPOT REJECTION, AND AMBIENT LIGHT SUPPRESSION



GRAPHIC USER INTERFACE

- 3D ANIMATION
- COLOR CODED RESULT
- ICON BASED

1-0875 Fixturlaser GO Pro



COMPACT WITH 31 CODE 1040 TO 1040-11
EXCEPT FOR DRAWINGS PURSUANT TO
LASER NOTICE No. 30, DATED JUNE 24, 2007

